



# Make Your Own Flapping Butterfly Peg Automata

First, cut out a butterfly and two strips.




(You need these two strips to make the wings flap, so don't lose them!)



Fold the wings up, along the dashed lines.


Then stick the butterfly's body to a peg.

(Make sure the head is stuck down at the end of the peg that opens!)



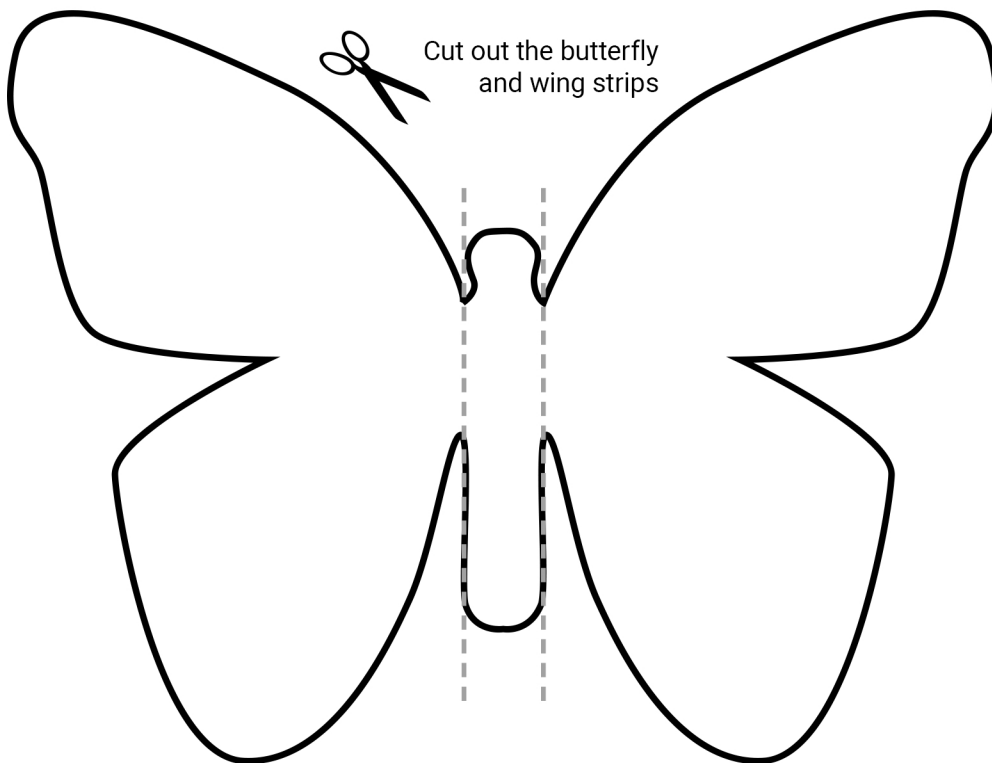
Stick one end of the strips to the bottom of the peg.

Stick the other end to the butterfly's wings (make sure they are closed, like in this picture).



Finally, decorate your butterfly and flap, flap, flap!

## Template



Cut out the butterfly and wing strips

